

Quality Submission Guideline for Quality Powered Mechanical Equipment (QPME) Label Application 申請優質機動設備標籤的優質呈交指引

Index 目錄

Page 頁

1	Notes for QPME Label application 申請優質機動設備標籤須知事項	2
2	Photo Examples 相片例子	4
3	EU Directive 2000/14/EC 歐盟指令 2000/14/EC	
3.1	EC Declaration of Conformity (DoC) 歐盟符合宣告書	7
3.2	Indication of guaranteed sound power level 顯示保證聲功率級的標示	8
3.3	CE Conformity marking 歐盟標誌	8
3.4	Certificate of Conformity (CoC) sample 歐盟符合證書樣本	9
3.5	Sound Test Report sample 噪音評估報告樣本	10
3.6	Notified Body Information 驗證機構資料	12
3.7	Determination of the guaranteed sound power level 保證聲功率級的測定	13
4	Regulation of MLIT of Japan 日本國土交通省規例	
4.1	MLIT Certification Letter 日本國土交通省認證批核書	14
4.2	MLIT Designated Number 日本國土交通省認證編號	15
4.3	MLIT Sound Test Report 日本國土交通省噪音評估報告	16
4.4	MLIT “Low” or “Super Low” Noise Label 日本國土交通省低或超低噪音標籤	17
4.5	MLIT Original Equipment Manufacturing (OEM) 日本國土交通省原始設備製造	18
4.6	MLIT Appended Forms 日本國土交通省 別記樣式(追加形式)	19
5	Electronic Application of QPME Label 「優質機動設備」標籤電子申請	
5.1	Process Flow 申請流程	20
5.2	Notes for Electronic Application 登記及透過電子申請表格申請須知	21
5.3	Q&A related to e-Form 與電子表格相關的常見問題	22

聲明:本附件內有關歐盟及日本制度的資料已經力求準確，惟環保署不能作出任何保證，亦不會對信賴此等資料的人士負任何責任。

Disclaimer: While every effort is made to ensure the accuracy of the information about the EU and Japan systems in this appendix, the EPD cannot guarantee this to be so and will not be held liable for any reliance placed on the same.

1. Notes for QPME Label application

申請優質機動設備標籤須知事項

1.1 Checklist of items to be submitted for QPME Label application:

遞交優質機動設備標籤申請時，請核對是否已一併夾附下列文件：

ITEMS / 項目	DESCRIPTION / 詳情
Application Form 書面申請表 Or 或 Electronic Application Form (e-Form) 電子申請表格	Completed application form for QPME Label for the following equipment: (1) Tracked Bulldozer, (2) Wheeled Bulldozer, (3) tracked Loader, (4) Wheeled Loader, (5) Excavator, (6) Mobile Crane, (7) Generator, (8) Asphalt Paver, (9) Vibratory Roller, (10) Road Roller, (11) Vibratory Compactor, (12) Power Rammer, (13) hand held percussive breaker; (14) air compressor and (15) concrete crusher 填妥下列設備的優質機動設備標籤申請表格： (1)履帶式推土機, (2)輪動式推土機, (3)履帶式搬土機, (4)輪動式搬土機, (5)挖土機, (6)流動起重機, (7)發電機, (8)瀝青攤鋪機, (9)振盪式滾壓機, (10)道路滾壓機, (11)振動式壓實機, (12)機動夯土機, (13)手提撞擊式破碎機, (14)空氣壓縮機 及 (15)混凝土壓碎機
EC Declaration of Conformity 歐盟符合宣告書 Or 或 Certification Letter from MLIT of Japan 日本國土交通省認證批核書	An EC Declaration of Conformity issued under European Union (EU) Directive 2000/14/EC for a particular type of equipment together with the relevant Certificate of Conformity & Sound Test Report prepared by the EU Notified Body or manufacturer; 按歐盟指令 2000/14/EC 所簽發適用於某一類別設備的符合宣告書，並附有由歐盟註冊驗證機構或製造商發出相關符合證書及噪音評估報告； Or 或 A Certification Letter from Ministry of Land, Infrastructure, Transport and Tourism (MLIT) of Japan designating the equipment as low or super low noise model together with Sound Test Report. 日本國土交通省認證批核書，證明有關機動設備屬指定低或超低噪音型號；並附有噪音評估報告 Document showing the date of manufacture of the equipment (including day/month/year) 由製造商發出顯示每一件設備生產日期的文件〔包括日月年〕
Photos (preferably with good quality) 機動設備的照片 (良好品質照片更佳)	Photos showing the equipment affixed with CE marking and indication of the guaranteed sound power level 顯示有關機動設備貼上歐盟標誌及保證聲功率級的標示的照片 or 或 Photos showing the equipment affixed with a Low or a Super Low noise construction machine label 顯示有關機動設備貼上低或超低噪音型號的標示的照片 Photos showing the four sides and clear serial number of each piece of the equipment 顯示有關機動設備四面照片及清晰機身編號的照片 Electronic files to be submitted in any of the following formats: JPG/PNG/GIF 以電子檔案符合以下任何一種格式：JPG/PNG/GIF 提交
Other relevant information 其他有關資料	Trade leaflets/brochures/additional information of the particular equipment, Copy of Business Registration Certificate, etc. 有關機動設備的說明書/產品簡介及額外資料，商業登記証副本等

- 1.2 The application form must be duly completed with necessary information (Applicant & equipment holder information, equipment particulars, etc.) and duly signed by the applicant. Please use one application form for each type / model of equipment seeking for registration. Incomplete or erroneous information in application form may cause hiatus or delay in processing the submission.

申請人須填寫申請表上要求的各項資料(申請人及機動設備持有人的個人資料、機動設備的詳細資料等)，並由申請人簽署。當申請多於一類別或同類別不同型號機動設備時，請為每一類別或每一型號機動設備提交一份申請表及所需文件。如申請表格內有關資料有不全或錯漏，可能導致暫停或延誤處理所呈交的文件。

- 1.3 The application will be generally processed within 28 days but the processing time would be affected by the complexity of individual application case and the number of applications received at a particular time. Application for renewal after the expiry date of a QPME label is not normally accepted.

已遞交的申請一般會於 28 天內處理，但實際時間須視乎個別申請情況，以及在該段時間內所收到的申請數目等因素而定。在有效期完結後才重新申請標籤的設備，一般不會受理。

1.4 The application is free of charge.

申請優質機動設備標籤費用全免。

1.5 E-Form shall only be submitted via e-mail, and application paper form can be submitted by post, fax, e-mail or in person to Noise Management and Control Section of the EPD.

電子申請表格只可透過電郵遞交申請，而書面申請表可經郵寄、傳真、電郵或親自送往本署噪音監理及管制課提交申請。

Office 辦事處	Office Address 辦事處地址		
Noise Management & Control Section 噪音監理及管制課	6/F., Chinachem Tsuen Wan Plaza, 455-457 Castle Peak Road, Tsuen Wan, N. T. 新界荃灣青山公路 455-457 號華懋荃灣廣場 6 樓		
	E-mail / 電郵 qpme@epd.gov.hk	Tel. No./ 電話 2411 9689	Fax No. / 傳真 2413 3358

1.6 All documents submitted should be in either English or Chinese. Otherwise, they must be accompanied by English or Chinese translations certified by an organization recognized by EPD (e.g. foreign consulates).

所有遞交的文件必須以英文或中文填寫。如果文件是以英文或中文以外的另一語文填寫，該等文件必須附有由本署認可機構（例如，外國領事館）所確認的英文或中文譯本。

1.7 EPD will not accept any documents (such as reports, certificates, declarations) that contain erasures or amendments unless the applicant can provide a reasonable explanation supported by documentary proof recognized by EPD (e.g. written explanation issued by equipment manufacturers or relevant government authorities).

本署不會接納任何經過塗擦或更改的文件（例如報告，認證文件，聲明），除非申請人能提供合理解釋及支持理據，並且附上本署認可的證明文件（例如，由設備製造商或有關政府機關所簽發的書面解釋）。

1.8 The aim of the QPME Label scheme is primarily for promoting the use of new powered mechanical equipment. After servicing for a long period in harsh operation conditions and rugged construction sites, a piece of relatively aged or second-handed (i.e. not new from manufacture) powered mechanical equipment may lose its "excellence" elements and its sound emission and environmental performance might have deteriorated. When assessing such applications, the EPD shall request the applicant, subject to each individual situation, to provide additional information (maintenance records, recent sound test report, etc) for consideration apart from the essential conformity documents. It is the responsibility of the applicant to submit adequate documents to demonstrate the concerned equipment has fulfilled the QPME principle, that is, the item should be new, quieter, environmental friendly and efficient.

In any circumstances, EPD has the right to seek for more information from the applicant to assess the equipment is in good quality.

「優質機動設備標籤」計劃主要為推行新製造的機動設備而設。機動設備在一般地盤操作情況下使用多年後，它的聲量水平和環保質量或會有所下降，該些機動設備很可能已失去「優質」的元素。故此本署在審批這些申請時，除了相關認證文件外，亦會按個別情況要求提供額外資料（例如維修保養資料及新近的噪音測試報告等）供參考。申請人有責任提供足夠文件證明有關機動設備符合「優質機動設備」的目標，即新造、特別寧靜，有效率而又符合環保原則的機動設備。

在任何情況下，本署有權向申請者索取更多資料，以評定該設備是否「優質」。

1.9 Reference Link 連結參考：

[EU Directive 2000/14/EC and its relevant information] / [歐盟指令 2000/14/EC 及其相關資訊]

http://ec.europa.eu/growth/sectors/mechanical-engineering/noise-emissions/index_en.htm

[MLIT of Japan] / [日本國土交通省]

http://www.mlit.go.jp/sogoseisaku/constplan/sosei_constplan_tk_000003.html

2. Photo Examples (Applicable to both EU and Japan System):

相片例子 (適用於歐盟及日本制度)

Good Quality Photos (優質相片)



Close up photo to show the sound power level and CE marking (EU System)

近距照片顯示聲功率級和 CE 標記(歐盟制度)




Close up of required label (Japan System)

近距照片(日本制度)



Photos showing the 4 sides appearances of the equipment

照片能顯示機件的四面外觀



Suitable exposure with clear location of the affixed noise labels

曝光合適及能分辨機件上的標示位置

Unacceptable Photos (不可接受的相片)

電 圧 VOLTAGE	200.400/220.440 V	100-200/110-220V	燃料タンク容量 FUEL TANK CAP.	70	L
電 流 CURRENT	57.7.28.9/65.6.32.8 A	57.7.28.9/65.6.32.8 A	規 格 RULE	JEM 1398	
力 率 POWER FACTOR	0.8 遅れ (LAG)	1.0	乾燥質量 DRY MASS	645	kg
製造番号 SERIAL No.	XZ		運転整備質量 WET MASS	720	kg

Unclear information
資訊不清晰



Under (or Over) exposure
曝光不足 (或 過份曝光)



Unclear information due to reflection of nomenclature Plate
金屬牌反光導致資訊不清晰




Showing incomplete appearance of the equipment
未能完全顯示機件的外觀



為方便本署處理申請，申請人請根據每一部設備的序號歸合照片(譬如機身、序號及相關標籤)，並參照以下形式以 Word/PDF 檔提交照片。
To facilitate application processing, please group and arrange the photos (e.g. machine body, serial number and relevant labels) according to its serial

number as well as the following format and submit in a Word/PDF file.

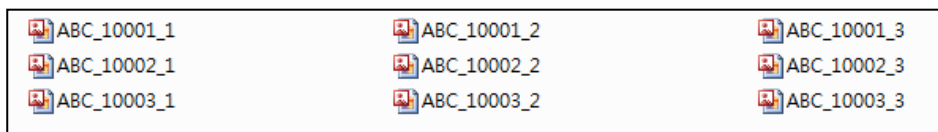


註：如需要提交/補交個別照片時，亦請以“**型號_機身編號_照片序號**”的格式有系統地命名每一部設備的照片。

Remark: Please name the photo of each equipment using the format “**Model_Serial no._no.of photo**” systemically.

請參考右圖例子(型號=ABC, 機身編號=10001-10003)：

Please see the following example (Model = ABC, Serial no.=10001-10003):



3. EU Directive 2000/14/EC 歐盟指令 2000/14/EC

3.1 EC Declaration of Conformity (DoC) 歐盟符合宣告書

Reference Link:
[EU Directive
2000/14/EC](#)

L 162/22

EN

Official Journal of the European Communities

3.7.2000

ANNEX II

EC DECLARATION OF CONFORMITY

The EC declaration of conformity must contain the following particulars:

- name and address of the manufacturer or his authorised representative established in the Community
- name and address of the person who keeps the technical documentation
- description of the equipment
- conformity assessment procedure followed, and, where appropriate, name and address of the notified body involved
- measured sound power level on an equipment representative for this type
- guaranteed sound power level for this equipment
- a reference to this Directive
- the declaration that the equipment conforms to the requirements of this Directive
- where appropriate, the declaration(s) of conformity and references of the other Community Directives applied
- the place and date of the declaration
- particulars of the signatory authorised to sign the legally binding declaration for the manufacturer or his authorised representative established in the Community.

For details in DoC, please refer to the following document:

更多關於歐盟符合宣告書，可參考下列文件：

[Guide to using NOISE Application Page 12-14](#)

3.2

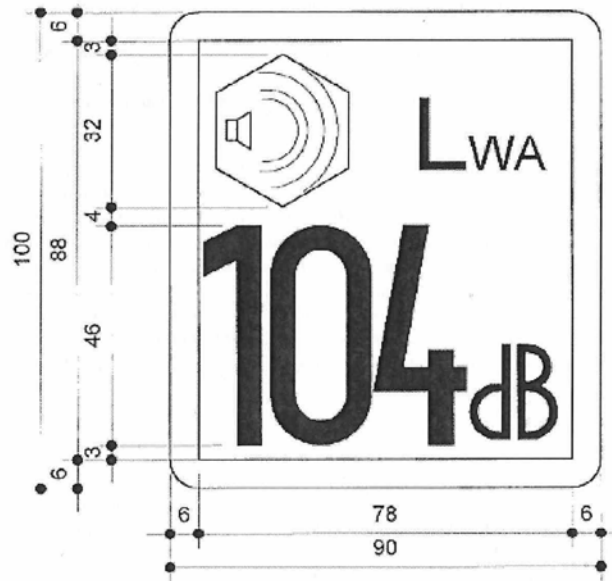
Indication of guaranteed sound power level

顯示保證聲功率級的標示

Reference Link:

[EU Directive 2000/14/EC](#)

The indication of the guaranteed sound power level must consist of the single-number of the guaranteed sound power in dB, the sign 'LWA' and a pictogram taking the following form:



If the indication is reduced or enlarged according to the size of the equipment the proportions given in the above drawing must be respected. However, the vertical dimension of the indication should, if possible, not be less than 40 mm.

The marking may be embossed or on a label. There is no requirement for the colour of this marking. For equipment weighing less than 20 kg, the vertical dimension of the indication may be reduced to 20 mm.

3.3

CE Conformity marking

歐盟標誌


Reference Link:

[EU Directive 2000/14/EC](#)

ANNEX IV

MODELS OF THE CE MARKING OF CONFORMITY AND OF THE INDICATION OF THE GUARANTEED SOUND POWER LEVEL

The CE conformity marking must consist of the initials 'CE' taking the following form:



If the CE marking is reduced or enlarged according to the size of the equipment the proportions given in the above drawing must be respected. The various components of the CE marking must have substantially the same vertical dimension which may not be less than 5 mm.

3.4 Certificate of Conformity (CoC) Sample

歐盟符合證明書樣本

Report on assessment of conformity to Directive 2000/14/EC, annex VI		03/341/045
		Certificate No
Certificate holder :		
Manufacturer :		
Evaluated (Notified Body) : ABC		Notified body No : NB-9999
Equipment : Generator	QPME Application Form 申請表格 3c. Part A 甲部 i) Name and Number of Notified Body 歐盟註冊驗證機構名稱及其註冊編號: <u>ABC (NB-9999)</u>	
Type designation : XYZ		
Engine : XYZ-Engine		
Noise-measuring standard : ISO37		
Guaranteed sound-power level : 95	Measured sound-power level : 94	
We hereby confirm that the specified equipment has been assessed in accordance with Directive 2000/14/EC (amended by Directive 2005/88/EC), annex VI.		
Issued by :		
Certificate valid Until : 17 November 2018		
Uppsala 18 November 2013 (With signature and stamp)		
Name		
Address	Email/internet	

QPME Application Form 申請表格

3c. Part A 甲部

iii) Certificate of Conformity issued by Notified Body under Annex VI, VII, or VIII** of Directive 2000/14/EC

驗證機構簽發的符合證書以證明該型號符合歐盟《指令 2000/14/EC》的附件 VI/VII/VIII

Date of issue 簽發日期: 18 November 2013

Date of validity 有效日期: 17 November 2018

3.5 Noise Test Report sample
噪音測試報告樣本

QPME Application Form 申請表格

3c. Part A 甲部

ii) Sound Test Report issued by Notified Body 驗證機構簽發的
噪音評估報告

Reference No. 參考編號: 123456

Noise Test Report

Report No. 123 456

This is to describe the test procedure for measuring the noise value on [Type and model]. The individual rollers tested at this occasion are representative for all [model] manufactured in the Sweden factory unit.

Summary

Background

Noise Measurement for production verification of conformity.

Test object

Type :

Model :

Serial number :

Engine :

Cab/ROPS :

Others :

Procedure

Measurement of sound pressure and determination of sound power level, L_{WA} [dB(A)], according to 2000/14/EC and measurement of sound pressure at operator's position, L_{pA} [dB(A)], according to ISO 6394:2008, under the same operating conditions as specified in 2000/14/EC. Speed of the cooling fans were set to 70% of the maximum specified speed, within -0/+20 rpm.

The L_{WA} in the result table is corrected for background noise according to 2000/14/EC.

Demand according to 2000/14/EC : L_{WA} 107(max) dB (A)

Guaranteed Sound Power level : L_{WA} 107(max) dB (A)

Results

Protocol	Outfit	Engine speed display rpm	Setting	Fan speed rpm	Vibration frequency		Vibration amplitude		L _{pA} dB(A)	L _{WA} dB(A)
					front Hz	rear Hz	front mm	rear mm		
1	R, A	2200	HA	1900	47.4	47.4	0.67	0.69	86.0	103.3
2	R, A	2200	LA	1900	61.5	61.7	0.20	0.21	87.0	104.4
3	R, A	2200	M	1900	--	--	--	--	81.3	98.7

Measurements in protocol 3 are made without vibrations.

Abbreviations in the Outfit column are : C = Cabin, R = ROPS, P = Platform, A =

Acoustic damping, S = Side covers

Abbreviations in the Setting column are : HA = High amplitude, LA = Low amplitude,

M = Vibration off

Comment

This machine fulfills the guaranteed noise level according to 2000/14/EC.

Appendix

Measurement protocols (hidden work sheets contain measurement data).

Appendix 1 Instrumentation

...(Details of test report)

June 30th 2015

(Issued by)

QPME Application Form 申請表格

3c. Part A 甲部

ii) Sound Test Report issued by Notified Body:

驗證機構簽發的噪音評估報告:

Date of issue 簽發日期: 30 June 2015

(Name of Person)

(Title of Person)

3.6 Information of EU Notified Body (English only)

歐盟註冊驗證機構資料 (只提供英文)

1. Visit the webpage about EU Noise Emissions from Outdoor Equipment:
進入歐盟戶外設備噪音排放網頁:

[EU Directive 2000/14/EC homepage](#)

2. Click the “List of bodies notified under EU Directive 2000/14/EC”
點擊進入“歐盟指令 2000/14/EC 的驗證機構名單”

3. Search the Notified Bodies information

搜尋驗證機構的資料

Notified bodies Nando

Country

Legislation

Body

Construction products

Free search

Mutual Recognition Agreements

Notifying Authority - Notification procedures

Accreditation Body

Glossary

Single Market and Standards - links

News

Events

Tools and Databases

Contracts and grants

Public consultations

Publications

Bodies Found : 65

Search criteria :

Legislation : 2000/14/EC Noise emission in the environment by equipment for use outdoors

Procedure : ALL

Article or annex :

Products : ALL

Search

Withdrawn/Expired/Suspended Notifications/NBs are not displayed in this list, you can find them in the Body module under the hyperlink "[Withdrawn/Expired/Suspended Notifications/NBs](#)".

Body type	Name	Country
• NB 0026	AIB-VINCOTTE INTERNATIONAL S.A.	Belgium
• NB 0036	TUV SUD Industrie Service GmbH	Germany
• NB 0038	Lloyd's Register Verification Limited	United Kingdom
• NB 0044	TUV NORD CERT GmbH	Germany
• NB 0066	ISTITUTO DI CERTIFICAZIONE EUROPEA PRODOTTI INDUSTRIALI S.P.A.	Italy
• NB 0071	Laboratoire National de métrologie et d'Essais (LNE)	France
• NB 0088	LLOYD'S REGISTER QUALITY ASSURANCE LTD (0088)	United Kingdom
• NB 0197	TUV Rheinland LGA Products GmbH	Germany
• NB 0199	DELTA DANSK ELEKTRONIK LYS OG AKUSTIK	Denmark
• NB 0344	DEKRA Certification B.V.	Netherlands

QPME Application Form 申請表格

3c) Part A / 甲部,

i) Name and Number of Notified Body

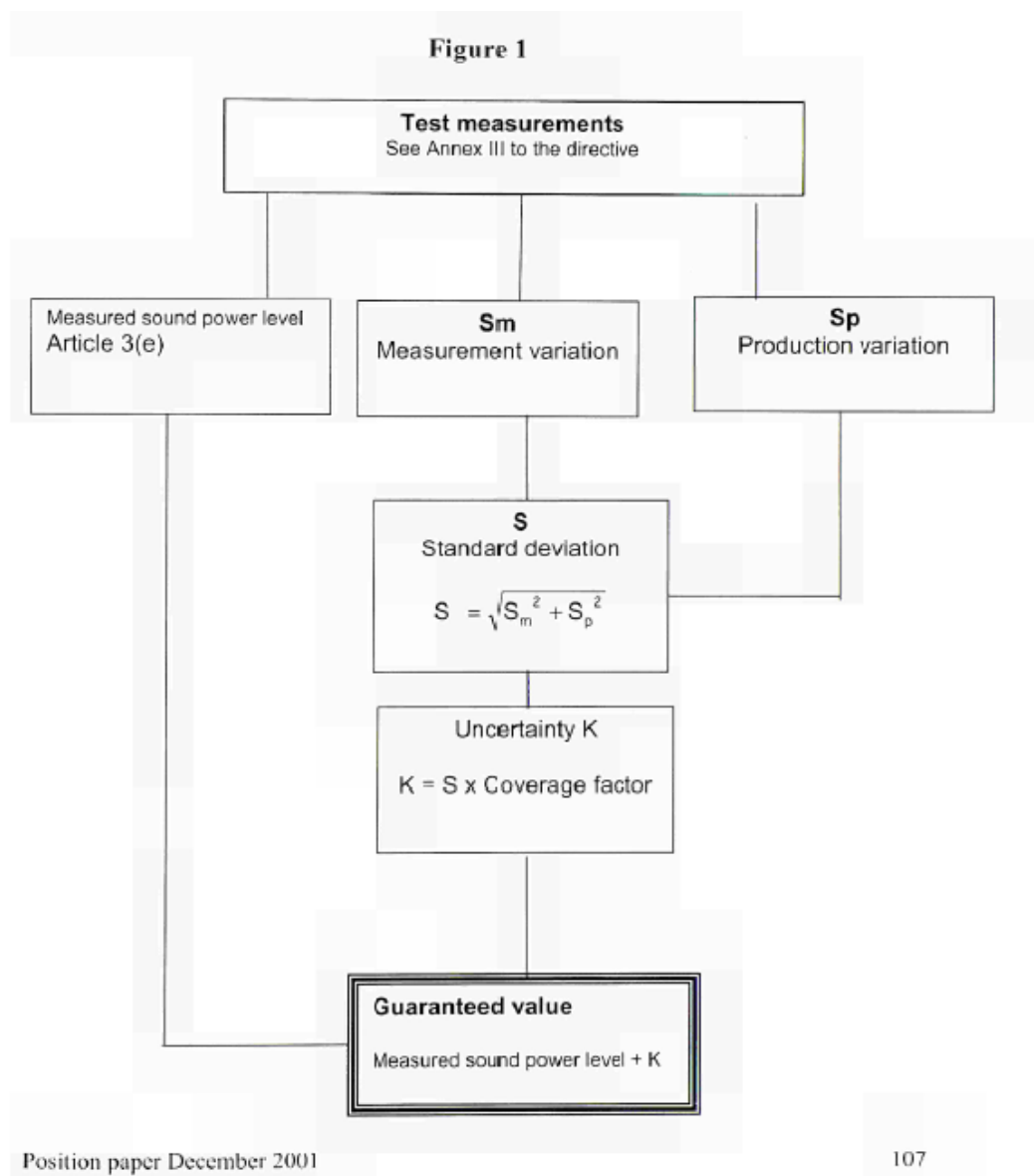
歐盟註冊驗證機構名稱及其註冊編號

3.7 Determination of the guaranteed sound power level

保證聲功率級的測定

The manufacturer should determine the value of the guaranteed sound power level based on the extracted reference from the Position Paper of EU Directive 2000/14/EC* (Part 4 - Determination and maintenance of the guaranteed sound power level, P.102-114).

製造商應依據歐盟對歐盟指令 2000/14/EC 的詮釋文件*（第 4 部分-測定與維持保證聲功率級，第 102-114 頁）以測定保證聲功率級的數值。



*Please refer to the following link of Position paper of EU Directive 2000/14/EC: 有關歐盟指令2000/14/EC詮釋文件的詳細資料，請參閱以下鏈接：

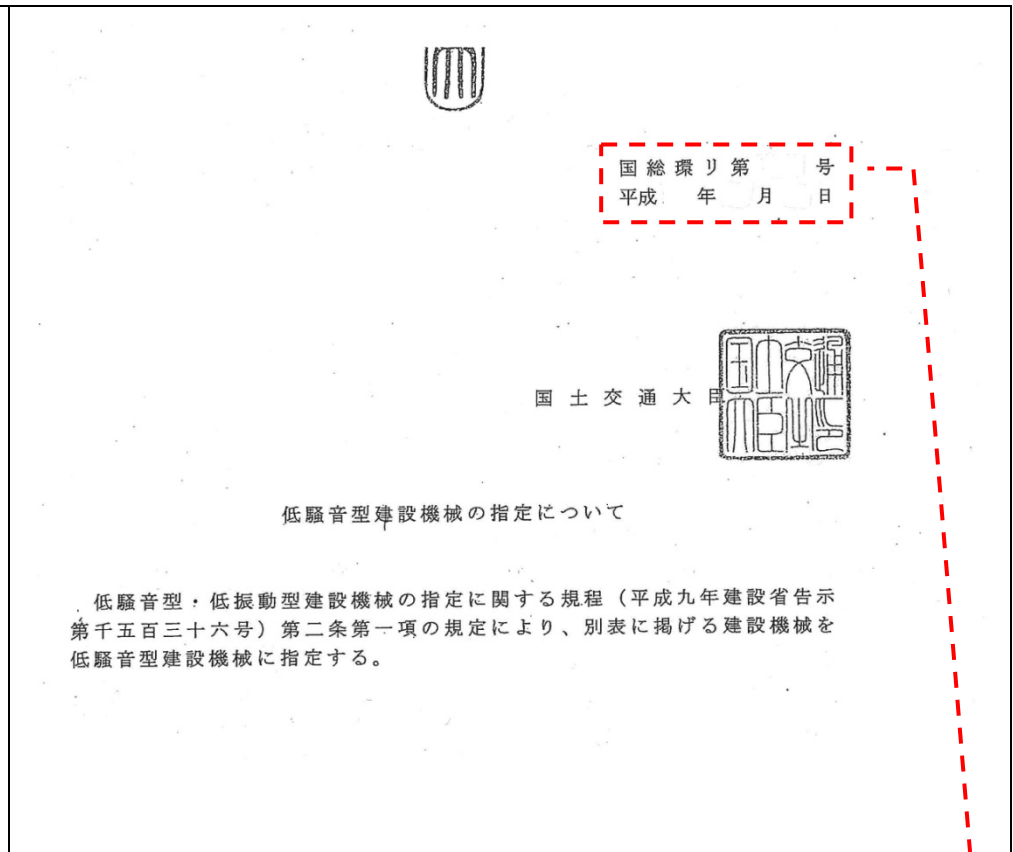
<http://ec.europa.eu/DocsRoom/documents/10335/attachments/1/translations/en/renditions/native>

4. Regulation of MLIT of Japan

日本国土交通省規例

4.1
MLIT
Certification
Letter
日本国土交通
省認證批核書

Reference link:
[MLIT](#)



QPME Application Form 申請表格

3c) Part B / 乙部,

- i) Date of issue of Certification Letter issued by the MLIT of Japan
日本国土交通省發出的認證批核書簽發日期

QPME Application Form 申請表格 3c) Part B / 乙部

ii) Designated Number as “Low or Super Low Noise” equipment in the MLIT directory

日本国土交通省「低或超低噪音」建築設備認証編號

4.2

MLIT Designated

Number

日本国土交通省認証
編號

Reference link:

[MLIT](#)

指定番号	機種	型式	諸元				申請社名	備考
5634	発動発電機	HPG30001	定格容量	3	kVA		(株) ワキタ	○
5635	発動発電機	HPG30001S	定格容量	3	kVA		(株) ワキタ	○
5636	発動発電機	DA-3100SSEIV	定格容量	3.1	kVA		デンヨー(株)	○
5637	発動発電機	DCA-25IG	定格容量	25	kVA		デンヨー(株)	○
5638	発動発電機	DCA-45LSKE-D	定格容量	45	kVA		デンヨー(株)	○
5639	発動発電機	GAW-190ES	定格容量	3.5	kVA	溶接機出力 4.56 kW	デンヨー(株)	○
5640	空気圧縮機	DIS-200VPBE	吐出量	21.2	m ³ /min	圧力 1.27 MPa	デンヨー(株)	○
5641	バックホウ	80V4	山積容量	0.25	m ³	平積容量 0.18 m ³	IHI建機(株)	
5642	バックホウ	PC45MR-5	山積容量	0.14	m ³	平積容量 0.11 m ³	(株)小松製作所	○
5643	バックホウ	PC55MR-5	山積容量	0.16	m ³	平積容量 0.12 m ³	(株)小松製作所	○
5644	バックホウ	PC128USI-10	山積容量	0.45	m ³	平積容量 0.35 m ³	(株)小松製作所	○
5645	バックホウ	PC300-11	山積容量	1.4	m ³	平積容量 1.0 m ³	(株)小松製作所	
5646	バックホウ	PC300LC-11	山積容量	1.4	m ³	平積容量 1.0 m ³	(株)小松製作所	
5647	バックホウ	PC350-11	山積容量	1.4	m ³	平積容量 1.0 m ³	(株)小松製作所	
5648	バックホウ	PC350LC-11	山積容量	1.4	m ³	平積容量 1.0 m ³	(株)小松製作所	
5649	バックホウ	HR335-3	山積容量	1.4	m ³	平積容量 1.0 m ³	(株)小松製作所	○
5650	バックホウ	HR335LC-3	山積容量	1.4	m ³	平積容量 1.0 m ³	(株)小松製作所	○
5651	バックホウ	HR365-3	山積容量	1.4	m ³	平積容量 1.0 m ³	(株)小松製作所	○
5652	バックホウ	HR365LC-3	山積容量	1.4	m ³	平積容量 1.0 m ³	(株)小松製作所	○
5653	バックホウ	030ESR	山積容量	0.09	m ³	平積容量 0.06 m ³	キャタピラー・ジャパン(株)	○
5654	バックホウ	040ESR	山積容量	0.11	m ³	平積容量 0.08 m ³	キャタピラー・ジャパン(株)	○
5655	バックホウ	304E2 CR-AC	山積容量	0.13	m ³	平積容量 0.09 m ³	キャタピラー・ジャパン(株)	
5656	バックホウ	305E2 CR-AC	山積容量	0.16	m ³	平積容量 0.11 m ³	キャタピラー・ジャパン(株)	
5657	バックホウ	305.5E2 CR-AC	山積容量	0.16	m ³	平積容量 0.11 m ³	キャタピラー・ジャパン(株)	
5658	ブルドーザー	D5K2-E	運転質量	9.500	t		キャタピラー・ジャパン(株)	
5659	ブルドーザー	D5K2-E LGP	運転質量	10.350	t		キャタピラー・ジャパン(株)	
5660	トラクターショベル	WA30-6E0	山積容量	0.4	m ³		(株)小松製作所	○
5661	トラクターショベル	WA30-6N1	山積容量	0.65	m ³		(株)小松製作所	
5662	トラクターショベル	WA40-8	山積容量	0.5	m ³		(株)小松製作所	○
5663	トラクターショベル	WA40-8N0	山積容量	0.8	m ³		(株)小松製作所	
5664	トラクターショベル	WA50-8	山積容量	0.6	m ³		(株)小松製作所	○
5665	トラクターショベル	WA50-8N0	山積容量	0.9	m ³		(株)小松製作所	
5666	トラクターショベル	705-2	山積容量	0.22	m ³	平積容量 0.18 m ³	ユニキャリア(株)	
5667	トラクターショベル	706-2	山積容量	0.28	m ³	平積容量 0.22 m ³	ユニキャリア(株)	
5668	トラクターショベル	V3-7	山積容量	0.6	m ³	平積容量 0.51 m ³	ヤンマー建機(株)	○
5669	トラクターショベル	V4-7	山積容量	0.5	m ³	平積容量 0.42 m ³	ヤンマー建機(株)	○
5670	トラクターショベル	V5-7	山積容量	0.6	m ³	平積容量 0.49 m ³	ヤンマー建機(株)	○
5671	トラクターショベル	901C2-SS	山積容量	0.4	m ³	平積容量 0.32 m ³	キャタピラー・ジャパン(株)	○
5672	トラクターショベル	902C2-SS	山積容量	0.5	m ³	平積容量 0.42 m ³	キャタピラー・ジャパン(株)	○
5673	トラクターショベル	903C2-SS	山積容量	0.6	m ³	平積容量 0.5 m ³	キャタピラー・ジャパン(株)	○
5674	トラクターショベル	926M	山積容量	2.1	m ³	平積容量 1.9 m ³	キャタピラー・ジャパン(株)	○
5675	トラクターショベル	930M	山積容量	2.5	m ³	平積容量 2.3 m ³	キャタピラー・ジャパン(株)	○
5676	トラクターショベル	938M	山積容量	3.0	m ³	平積容量 2.8 m ³	キャタピラー・ジャパン(株)	○
5677	トラクターショベル	LK40Z-6	山積容量	0.60	m ³	平積容量 0.51 m ³	コベルコ建機(株)	○
5678	トラクターショベル	LK50Z-6	山積容量	0.50	m ³	平積容量 0.42 m ³	コベルコ建機(株)	○
5679	振動ローラー	BW211D-4I	車両総質量	10.950	t		コベルコ建機(株)	
5680	振動ローラー	TW504	車両総質量	3.54	t		酒井重工業(株)	○
5681	振動ローラー	HD+70iV0	車両総質量	7.430	t		グイルトゲン・ジャパン(株)	
5682	クローラークレーン	8500-1U	吊上能力	80.0	t吊	× 3.0 m	コベルコクレーン(株)	

※変更届けがあった型式については青字で表しています。
 ※備考欄に「○」の印があるものについては、超低騒音型建設機械の標識(ラベル)を表示することができます。

4.3
MLIT
Sound Test Report
Sample
 日本国土交通省
 音測試報告

Reference link:
[Sound Test Report](#)
[Sample](#)

様式第2号(第三条関係) 建設機械騒音証明書

1. 証明依頼者
 商号又は名称 _____
 住 所 _____

2. 証明対象建設機械
 製造番号 _____ 諸元 _____
 機 種 _____ 機関出力 _____
 型式の名称 _____ 重 量 _____

3. 騒音に関する証明
 (1) 騒音に関する測定結果
 $LWA = LpAeq + 10 \log_{10}(S/S_0)$, $S = 2\pi r^2$ 単位dB

測定点	LpAeq			LwA 音響パワーレベル
	1回目	2回目	3回目	
1				上位2個の平均
2				
3				
4				
5				
6				
エネルギー平均				
測定時間 T	s	s	s	値

(2) 測定時の状況
 測 定 日 平成 年 月 日
 測定場所 _____
 測定面の半径 _____ m 暗騒音 _____ dB
 騒音計の名称 _____ 音場補正值 _____ dB
 天 候 _____ 気 温 _____ °C 風 速 _____ m/s
 2の建設機械について、3のとおり、測定についての計量の結果を証明する。
 平成 年 月 日
 環境計量証明事業者
 登録番号 _____
 氏名又は名称 _____ 印
 環境計量士氏名 _____ 印

様式第3号(第三条関係) 建設機械振動証明書

1. 証明依頼者
 商号又は名称 _____
 住 所 _____

2. 証明対象建設機械
 製造番号 _____ 諸元 _____
 機 種 _____ 機関出力 _____
 型式の名称 _____ 重 量 _____

3. 振動に関する証明
 (1) 振動に関する測定結果

証明対象とする振動	起振点から1.5m地点の 証明振動レベル
	dB
	dB
	dB

各測定点における振動レベル及び最小二乗法による近似式は別添のとおり。

(2) 測定時の状況
 測 定 日 平成 年 月 日
 測定場所 独立行政法人土木研究所内建設機械屋内試験場
 振動レベル計の名称 _____ 暗振動 _____ dB
 天 候 _____ 気 温 _____ °C 風 速 _____ m/s
 バラスト：種類 _____ 重量 _____ kg
 鋼矢板：種類 _____ 長さ _____ m
 バイブロハンマの振動数 _____ Hz
 2の建設機械について、3のとおり、測定についての計量の結果を証明する。
 平成 年 月 日
 環境計量証明事業者
 登録番号 _____
 氏名又は名称 _____ 印
 環境計量士氏名 _____ 印

4.4

MLIT

“Low and Super Low Noise Labels”
日本國土交通省“低及超低噪音標籤”

Reference link:
[MLIT Noise Label](#)

超低騒音型建設機械の標識



低騒音型建設機械の標識



Please ensure the correct “Low Noise Label” or “Super Low Noise Label” to be affixed on the machine, in which its label type shall match with the designated “Low or Super Low Noise” equipment in the MLIT directory (Refer to Section 4.2 of this guideline).

EPD may request the written explanation from the person concerned [applicant/equipment manufacturer] in case if discrepancy is observed.

請確實張貼在設備機身上的“低噪音標籤”或“超低噪音標籤”，需符合日本國土交通省「低或超低噪音」建築設備認證列表上(可參考本指引第4.2段)，所指定的日本國土交通省“低噪音標籤”或“超低噪音標籤”類型。當發現兩者不符時，環保署可能要求有關人士〔申請人/設備製造商〕提供書面解釋。

4.5
MLIT
Original Equipment
Manufacturing
(OEM)
日本國土交通省
原始設備製造

Reference link:
[MLIT specified
machine](#)

This section is applicable to a situation that a new model of equipment (Applicable Equipment Model) in which its noise performance is covered by another noise test report of similar model of equipment (Original Equipment Model). Applicant shall also provide the relevant supporting document, e.g. sound test report of the Original Equipment Model and the manufacturer's noise certificate (example as provided below).

此部份適用於一款機械(原始機械型號)的噪音測試報告可涵蓋另一款相似的新機械(適用機械型號)的噪音表現。申請人需提供相關證明文件，例如原始機械型號的噪音測試報告及下列的製造商所發出的噪音證明書。

別型式の建設機械騒音証明書

年 月 日

SAMPLE

氏名又は名称 **Manufacturer name, responsible person and company chop**
 代表者氏名 **person and company chop**
 住 所 **製造商名稱、負責人及公司印章**

下記の建設機械が **Original Equipment Model (原始機械型號)** の派生機種であり、エンジンおよび騒音低減対策が同一であることを証明致します。

記

- 建設機械の名称および型式名
"Equipment Type 機械類型" **Applicable Equipment Model (適用機械型號)**
- Original Equipment Model (原始機械型號)** との相関
Applicable Equipment Model (適用機械型號) は **Original Equipment Model (原始機械型號)** に解体工事用装備を追加した機種です。エンジンおよび騒音低減対策は **Original Equipment Model (原始機械型號)** と同一です。

- Original Equipment Model (原始機械型號)** との相違点

型 式	Original Equipment Model (原始機械型號)	Applicable Equipment Model (適用機械型號)
運転騒音 (r)		
接地圧 (kPa)		
キャブ高さ (mm)		

- 添付資料
仕様説明図

問合せ先 (所属、担当者、電話番号)

Manufacturer's Information 製造商資訊
TEL: FAX: E-mail:

Note 注意:

The certificate shall include 該證明書應包括:

- 1) Manufacturer name, responsible person, other appropriate information and company chop ; 製造商名稱、負責人、其他適當的資訊及公司印章 ;
- 2) Accurate model names of original and applicable equipment (shall refer to the name in MLIT list of designated number); 準確的原始及其適用機械型號名稱 (以日本國土交通省認證編號表內的名稱為準) ;
- 3) Appropriate specifications of original and applicable equipment to illustrate the similarity; and, 適當的機械規格以說明原始及其適用機械型號的相似性 ; 及
- 4) A clear statement about the same noise performances of original and applicable equipment. 清晰陳述有關於原始及其適用機械型號的相同噪音表現。

Applicant shall provide the English or Chinese translation of this certificate.

申請人需提供該證明書的英文或中文譯本。

**4.6
Appended Form - 2
& 3**

**[low noise, low vibration type]
notification of
change of name of
construction
machine &
notification of
specified change of
construction
machine**

別記様式-2 及 3【低騒音・低振動型】建設機械名称変更通知書及指定変更通知書

Reference links:
[Appended Forms of low noise type construction machine](#)

**Appended Form -2 [low noise, low vibration type]
notification of change of name of construction machine
別記様式-2【低騒音・低振動型】建設機械名称変更通知書**

別記様式-2

【低騒音型・低振動型】建設機械名称変更届

低騒音型・低振動型建設機械の指定に関する規程（平成九年建設省告示千五百三十六号）第五条第二項の規定に基づき、下記のとおり【低騒音型・低振動型】建設機械の名称変更を届出します。

平成 年 月 日

建設大臣殿 商号又は名称 印

記

- 1. 商号又は名称 _____
住 所 _____
- 2. 代表者氏名 _____
- 3. 指定機械の機種 _____
型式の名称 _____

4. 変更の内容

	旧	新
商号若しくは名称		
型式の名称		

5. 変更理由

6. 変更年月 年 月

担当者（所属、氏名、電話番号）

**Appended Form -3 [low noise, low vibration type]
notification of specified change of construction machinery
別記様式-3【低騒音・低振動型】建設機械指定変更通知書**

別記様式-3

【低騒音型・低振動型】建設機械指定変更届

低騒音型・低振動型建設機械の指定に関する規程（平成九年建設省告示千五百三十六号）第五条第三項の規定に基づき、下記のとおり【低騒音型・低振動型】建設機械の変更を届出します。

平成 年 月 日

建設大臣殿 商号又は名称 印

記

- 1. 商号又は名称 _____
住 所 _____
- 2. 代表者氏名 _____
- 3. 指定機械の機種 _____
型式の名称 _____

4. 変更の内容

	旧	新
指定機械の機種		
型式の名称		
機械の規格	諸元	
	機関出力	
	重量	
製造中止又は新規製作年月		

5. 騒音又は振動に与える影響が軽易である理由

担当者（所属、氏名、電話番号）

5. Electronic Application of QPME Label 「優質機動設備」標籤的電子申請

5.1 Process Flow 申請流程

Register 註冊

- Complete and submit the [Applicant Registration Form](#). 填妥及提交 [申請人登記表格](#)。



Receive e-Form via email 透過電郵收到電子表格

- Applicant's registered email address would receive the specific Electronic Application Form (e-Form) along with a Personal Authentication Code (PAC) from EPD.
申請人的登記電郵地址會收到一份由環保署發送的專用電子申請表格連同認證號碼。



Fill in e-Form 填寫電子表格

- Fill in e-Form and attach relevant documents. 填妥表格及附載相關文件。



Submit 提交

- Send the e-Form to EPD via email. 將電子表格以電郵傳送至環保署。



Receive QPME Label via email 透過電郵收到優質機動設備標籤

- Upon successful application, applicant would receive the QPME label via email.
申請成功時，優質機動設備標籤會發送至申請人的電郵。

Please read **5.2 Notes for Registration and Application via e-Form** for details.
詳情請參閱 **5.2 登記及透過電子申請表格申請須知**。

5.2
Notes for
Registration and
Application via
e-Form
登記及透過電子申請表格申請須知

- Notes for Registration 登記須知

1. Original copy of the Applicant Registration Form and copy of B.R.C. / H.K.I.D. shall be submitted by post or by person (refer to Enquiry / Submission Means) to Noise Management and Control Section of the EPD
申請人需郵寄或親身將申請人登記表格正本和商業登記證/香港身份證副本交至環保署噪音監理及管制課(參閱查詢/呈交途徑)。
2. Applicant Registration Form is to register applicant's information (including signature and company stamp) in EPD for filling in electronic application form (e-Form) in advance.
申請人登記表格內的申請人資料(包括簽名及公司印鑑)將會記存於環保署，以預先填寫於電子申請表格上。
3. Upon successful registration, the e-Form and the personal authentication code (PAC) will be sent to registered e-mail by EPD. If applicant does not receive the reply, please make an enquiry to the EPD (refer to Enquiry / Submission Means).
如成功登記，環保署會把電子申請表格及其認證號碼發送至登記電郵地址。如申請人仍未收到電郵回覆，請向環保署查詢(參閱查詢/呈交途徑)。

- Notes for Application via e-Form 透過電子申請表格申請須知



1. Personal Authentication Code (PAC) is required in the e-Form in order to authenticate your identity every time you edit the e-Form.
申請人每次編輯電子申請表格時，須於電子申請表格內輸入個人認證號碼以確認身份。

This electronic application form is protected. Please enter the personal authentication code (sent to applicant's registered email) before editing.

本電子申請表格是受到保護，請於編輯前先輸入認證號碼(已發送至申請人的登記電郵)。

Personal Authentication Code 認證號碼：

2. The PAC has been delivered with the e-Form to the applicant's registered email address after completion of registration. (Note: the PAC cannot be changed)
該認證號碼於完成登記後已連同電子申請表格一併發送至申請人的登記電郵地址。(注意: 認證號碼不可更改)
3. Every applicant has the responsibility to protect his/her own PAC. DO NOT share PAC.
申請人有責任保護其個人認證號碼。請勿共用個人認證號碼。
4. Immediately report to the EPD for any suspicious requests to divulge or change your PAC.
如收到任何可疑要求透露或更改你的個人認證號碼，請立即通知環保署。

	<p>5. Applicant could attach document and photos to the e-Form, relevant formats are as follows: 申請人可透過電子申請表格附載文件及相片，相關格式如下： Document is attached in PDF format 文件以 PDF 格式附載 Photo is attached in JPG/PNG/GIF format 相片以 JPG/PNG/GIF 格式附載</p> <div data-bbox="568 272 1715 469" style="display: flex; justify-content: space-around; align-items: center;"><div style="text-align: center;"><p>Document attachment 附載文件 Format 格式: PDF</p></div><div style="text-align: center;"><p>Photo attachment 附載照片 Format 格式: JPG GIF PNG</p></div></div>
<p>5.3 Q&A related to e-Form 與電子表格相關的常見問題</p>	<p>1. Could the QPME label application paper form could still be in effective after the commencement of QPME electronic application service? 當優質機動設備標籤電子申請服務開始啟用後，書面形式的申請表仍然有效嗎？</p> <p>The QPME label application paper form would still be in effective, EPD would review the different application ways regularly. 優質機動設備標籤書面形式申請表仍然有效，環保署會定期檢討不同的申請方式。</p> <p>2. What should the applicant do if he/she needs to update registered information or loses e-Form / PAC? 如想更新登記資料或不小心遺失電子申請表格/認證號碼，申請人應該如何處理？</p> <p>For applicant who needs to update registered information or loses e-Form / PAC, please also fill in Applicant Registration Form and the applicant ID. After verifying applicant's identity, the appropriate documents would be sent to registered e-mail by EPD. 如申請人需要更新已登記資料或遺失電子申請表格/認證號碼，請填妥申請人登記表格及申請人編號。環保署將會於核實身份後把適當文件發送至登記電郵地址。</p>

3. **What should the applicant do if over 10 units machine of the same model would be applied for QPME?**

如想為十台以上同一型號的機器申請優質機動設備標籤，申請人應該如何處理？

Each e-Form could only serve for 10 units machine of the same model. But the previous e-Form prepared for the same model could be applicable to another batch of machines with appropriate modifications (e.g. change of serial number, date of manufacture and relevant photos, etc.).

每份電子申請表格只可最多為十台同一型號的機器申請優質機動設備標籤。但之前為同一型號填妥的電子申請表格只需透過適當的修改(例如改變機身編號、生產日期及相關圖片等等)已可適用於另一批機械。

4. **What should applicant do if the documents/photos are oversized for e-Form attachment?**

如文件/圖片因過大而未能附載至電子申請表格內，申請人應該如何處理？

If the documents/photos are oversized for e-Form attachment, applicant could attempt editing the documents/photos (e.g. resize, chop or revise the resolution, etc.) to re-attach on the e-Form. Applicant could also submit such files as “Supporting Information” in which such files would also be submitted by email along with the e-Form and be stated in the e-Form, Supporting Information part.

若文件/圖片因過大而未能附載至電子申請表格內，申請人可嘗試修改文件/圖片(例如重新調整大小、裁剪或調整解像度等等)以重新附載至電子申請表格內。申請人亦可把那些檔案透過「額外資料」的形式發送，即與電子申請表格一起透過電郵遞交，並於表格內額外資料一欄列明檔案資料。